

Requirements

- PHP Server V5.0
- Browser JavaScript Enabled

Credits

- jQuery
- SoundManager2.0
- LastFM AlbumCover [Track search API]
- Devshed PHP Shoutcast Class

NH CASTPLAYER Highlights:

- Responsive Design
- Support Shoutcast V1.0, V2.0 and Icecast V2.0
- Dynamic Admin Panel for editing Radio Stations
- Support MPEG, ACC stream format under Desktop, Android and IOS
- Support Special characters on Song Title

Main Installation & Settings:

1. Customize player settings under js/settings.js

```
var playerWidth = 450;
var playerHeight = 510;
var ShowAlbumCover = true; // For t
var AutoPlay = true;
var radioStations = true; // true:
var playerPosition = "TR"; // Top-L
var playerGlowColor = "#3a88cb"; /
var playerSkinColor = "#323232";
var playerAnimatedSkin = true;
var playerMini = false;
```

2. upload player files and folders under your server with **WRITE PERMISSION**.
3. Call www.yourserver.com/playerFolder/admin.php

This page must be Password Protect, you can set your loggings inside password_protect.php

```
// Add login/password pairs below, like described above
// NOTE: all rows except last must have comma "," at the end of line
$LOGIN_INFORMATION = array(
    'admin' => 'ADMIN PASSWORD FOR PLAYER'
);
```

4. Admin Panel First Time:

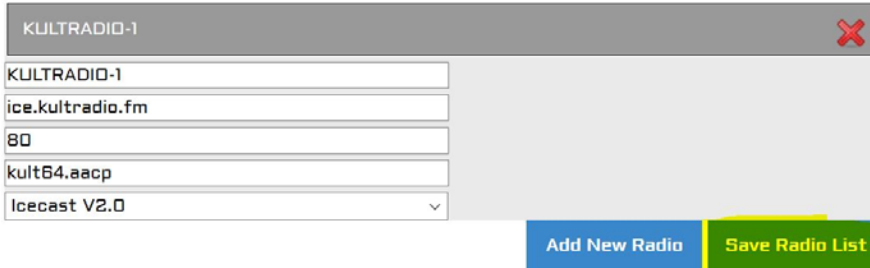
<input type="text" value="Radio Name"/>	
<input type="text" value="Radio URL"/>	
<input type="text" value="Radio PORT"/>	
<input type="text" value="Radio Mount"/>	
<input type="text" value="SELECT RADIO TYPE"/>	
<input type="button" value="Add New Radio"/>	
<input type="button" value="Save Radio List"/>	

5. Try add a new Station:



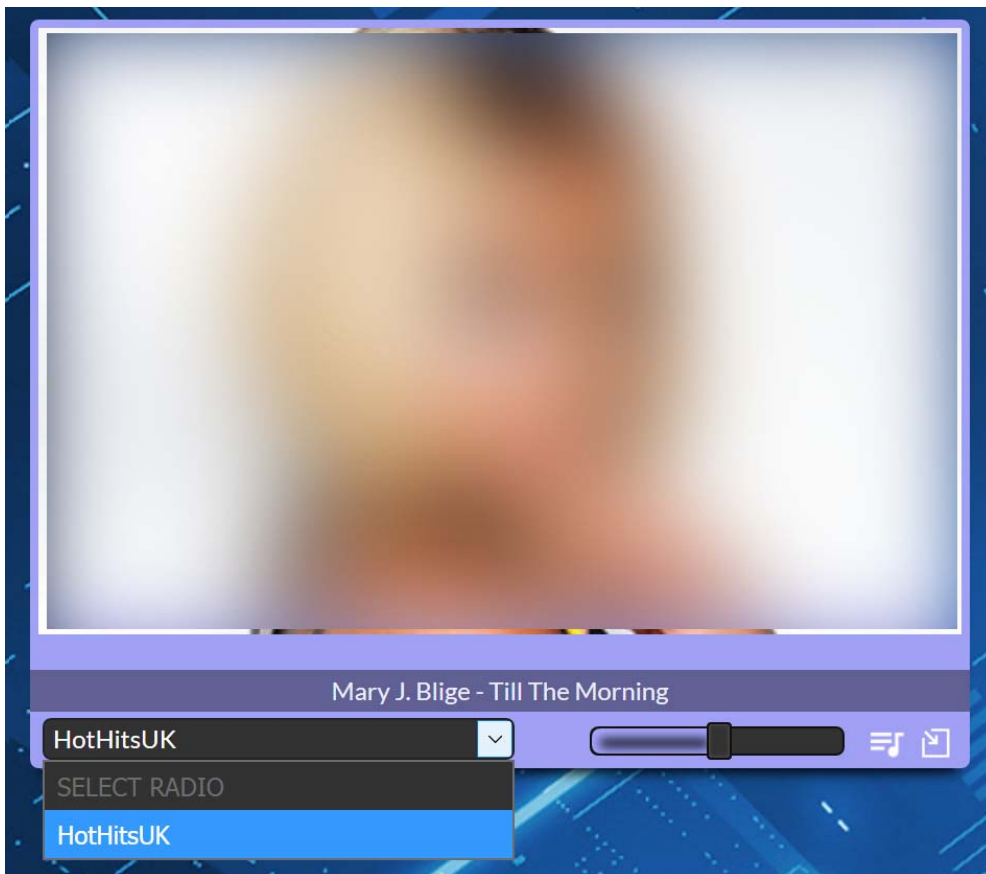
A screenshot of a web form for adding a new radio station. The form contains five input fields: a text field with 'KULTRADIO-1', a text field with 'ice.kultradio.fm', a text field with '80', a text field with 'kult64.aacp', and a dropdown menu with 'Icecast V2.0'. To the right of the form are two buttons: 'Add New Radio' (green) and 'Save Radio List' (blue).

6. After adding you need to save it:



A screenshot of the same radio station configuration form as in step 5. The 'Save Radio List' button is now highlighted in green, indicating it has been clicked. The 'Add New Radio' button is now blue. The form fields remain the same.

7. Check saved Radio under player:



8. Add/Delete/Sort(with Drag) more Stations:

KULTRADIO-1	X
KULTRADIO-2	X
Radio-Tok	X
Radio-Hyrule	X
Orban-Opticodec-PC-Encoder	X
Hitradio-DE3	X
HotHitsUK	X
Audio-Noir	X
Insomnia-Theater	X
THE-BLAST	X
Tangra-Mega-Rock	X

KULTRADIO-1
ice.kultradio.fm
80
kult64.aacp
Icecast V2.0

Add New Radio Save Radio List

9. Check Final result under player:

Izzy Bizu - Talking to You

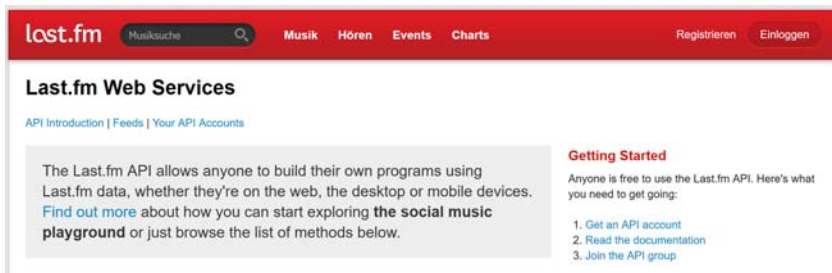
HotHitsUK

SELECT RADIO

- HotHitsUK
- Noise FM - ACC+
- RUSSKOE FM
- Radio Klass Romania
- Abiding - Mount: 1_autodj
- MegaRadio48 AAC+
- Audio Noir
- Insomnia Theater
- M2 80 - ONLY 80's HITS M1
- M2 80 - ONLY 80's HITS M2
- CALIENTE - ONLY LATIN
- CHILLOUT - ONLY LOUNGE

LastFM AlbumCover API KEY Setting:

1. Create a API-Key under: <http://www.last.fm/de/api>



2. Set your KEY under player file: fm_api_key.php

```
<?php
    $API_KEY = 'ENTEY YOUR LASTFM API KEY HERE';
?>
```

PLAYER DEFAULT ALBUM COVER:

- Images/ noCover.jpg

PROTECT YOUR CODES AND OUR CODES:

Please dont upload **NOT_FOR_UPLOAD** folder under your server ☺

Player.js is Obfuscated to protect player code, if you need customizing or changes, please use file under NOT_FOR_UPLOAD and Obfuscated it before upload under your server.

A Free Obfuscator will be found:

<https://javascriptobfuscator.com/Javascript-Obfuscator.aspx>